

# ALCHIP TECHNOLOGIES LIMITED

Generated Date: 2026/04/30

ISIN Code: **KYG022421088**

Semiconductor

**4005.0** ▲ **5.0** High 4065.0 | Low 3900.0

【+/-/X represent Up/Down/Not compared】

## Company Information

Company Name	ALCHIP TECHNOLOGIES LIMITED
Spokesman	Daniel Wang
Website	www.alchip.com
Capital	NT 815,340,150
Main Business	Business- Alchip provides silicon design and manufacturing services for companies developing complex and high-volume system-on-chip (SoC) designs and ASIC Design Service Vision- Alchip is committed to partnering with our customers to deliver the most innovative solutions while minimizing risk and reducing costs. Our world class teams provide the fastest time-to-market SoC design & manufacturing solutions at aggressive price points so our customers can succeed in the increasingly competitive market. We have been able to help our customers and our partners grow, and we are highly focused on developing long term partnerships with our customers.
Listing Date	2014/10/28
Industry	Semiconductor

## Price and Trade Information



Date	Closing Price	Trade Volume	Date	Closing Price	Trade Volume	Date	Closing Price	Trade Volume
4/29	4005.0	1,731,909	4/15	3210.0	1,849,245	3/30	2750.0	4,353,558
4/28	4000.0	2,376,054	4/14	3200.0	2,204,920	3/27	3040.0	1,588,909
4/27	4160.0	2,685,358	4/13	3090.0	2,033,831	3/26	3065.0	2,377,577
4/24	4215.0	3,295,842	4/10	3025.0	1,912,794	3/25	3150.0	1,056,236
4/23	3980.0	4,223,480	4/9	2895.0	1,639,285	3/24	3110.0	1,439,600
4/22	4065.0	3,390,818	4/8	2860.0	2,027,754	3/23	3190.0	1,597,957
4/21	3985.0	4,763,004	4/7	2705.0	1,339,834	3/20	3375.0	4,114,317
4/20	3625.0	2,985,778	4/2	2705.0	2,298,688	3/19	3220.0	1,827,414
4/17	3515.0	3,107,471	4/1	2730.0	1,709,004	3/18	3300.0	2,078,277
4/16	3475.0	5,172,101	3/31	2485.0	5,079,385	3/17	3190.0	1,118,418

## Historical Trading Information

### Securities Investment Trust Companies



### Foreign Investors



### Dealers



Date	Securities Investment Trust Companies Difference(+)/(-)	Dealers Difference(+)/(-)	Foreign Investors Difference(+)/(-)	Date	Securities Investment Trust Companies Difference(+)/(-)	Dealers Difference(+)/(-)	Foreign Investors Difference(+)/(-)
4/29	-197,000	-31,063	+285,158	4/8	-95,903	-4,792	+355,955
4/28	-20,100	-21,359	+519,950	4/7	-164,929	+14,349	-66,597
4/27	+111,918	-32,470	-45,719	4/2	+154,200	+21,252	-421,166
4/24	+94,953	+83,000	+251,307	4/1	+8,136	+34,445	+299,767
4/23	+41,983	-91,341	+1,123,917	3/31	-170,678	-28,043	+559,735
4/22	+80,983	-44,444	+552,690	3/30	-157,475	-92,518	-1,365,303
4/21	+603,997	+133,323	+1,426,252	3/27	-52,862	-7,534	-196,612
4/20	+12,033	+32,660	+477,523	3/26	-294,910	-49,963	-253,892
4/17	+159,980	-20,685	+219,529	3/25	-12,923	+989	+27,606
4/16	+401,737	+95,962	+1,946,311	3/24	-5,961	-31,023	-308,233
4/15	+58,073	-54,331	+362,363	3/23	-8,000	-58,726	-502,356
4/14	+85,485	+12,940	+395,774	3/20	-94,923	+89,147	+742,844
4/13	-8,058	+20,132	+283,271	3/19	-97,000	+9,469	-183,109
4/10	-21,941	+33,671	+372,140	3/18	-56,331	+11,045	+406,551
4/9	-1,094	+33,754	-247,982	3/17	-58,000	+33,873	+199,341

Purchase on Margin



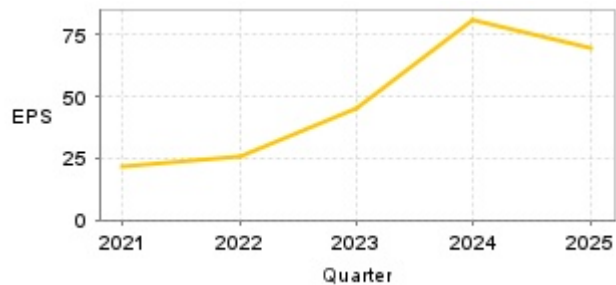
Short Sale



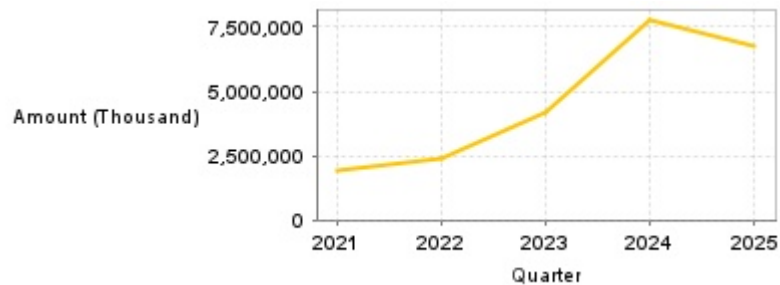
Date	Purchase on Margin	Short Sale	Date	Purchase on Margin	Short Sale	Date	Purchase on Margin	Short Sale
4/29	+60	+3	4/15	-36	0	3/30	+80	+1
4/28	0	-4	4/14	-101	-4	3/27	+50	-14
4/27	-26	+7	4/13	+35	+7	3/26	+66	+20
4/24	+40	-1	4/10	-15	+10	3/25	-114	0
4/23	-137	-8	4/9	+30	+8	3/24	+31	0
4/22	-116	-7	4/8	-206	+9	3/23	+92	-1
4/21	-242	+33	4/7	+35	-4	3/20	-16	-28
4/20	+50	+4	4/2	+75	+3	3/19	+152	-3
4/17	-109	-11	4/1	-58	+11	3/18	-79	-2
4/16	-179	+31	3/31	-40	+1	3/17	-84	0

## Company Financials

EPS

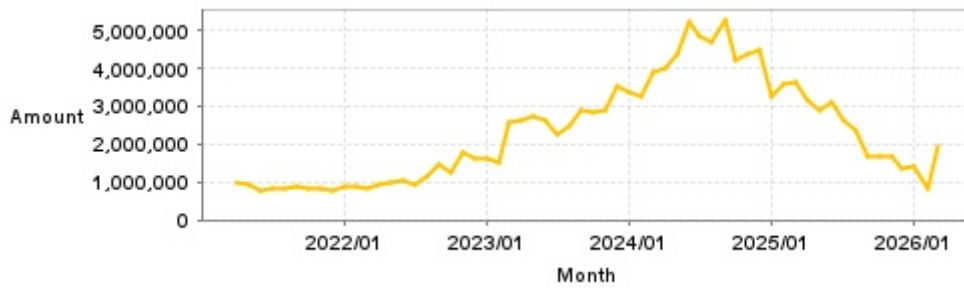


Income from continuing operations before tax



Quarter	Jan-Mar		Jan-Jun		Jan-Sep		Jan-Dec	
	EPS	Income from continuing operations before tax (Thousand)	EPS	Income from continuing operations before tax (Thousand)	EPS	Income from continuing operations before tax (Thousand)	EPS	Income from continuing operations before tax (Thousand)
2025	18.13	1,793,179	34.49	3,392,626	50.89	4,983,353	69.18	6,720,018
2024	15.83	1,532,841	35.92	3,516,824	58.43	5,762,773	81.34	7,808,147
2023	8.09	729,127	18.25	1,650,636	30.31	2,785,594	45.47	4,197,664
2022	6.32	567,525	12.33	1,111,242	18.53	1,701,473	25.69	2,383,120
2021	5.68	507,650	11.22	1,012,892	16.34	1,460,564	21.34	1,901,065

Monthly Revenue



Monthly	Monthly Revenue	Monthly	Monthly Revenue	Monthly	Monthly Revenue	Monthly	Monthly Revenue	Monthly	Monthly Revenue
2026/03	1,933,218	2025/03	3,618,515	2024/03	3,875,525	2023/03	2,550,850	2022/03	854,680
2026/02	826,686	2025/02	3,606,459	2024/02	3,243,256	2023/02	1,538,317	2022/02	886,744
2026/01	1,432,291	2025/01	3,260,546	2024/01	3,374,338	2023/01	1,632,410	2022/01	874,914
2025/12	1,375,789	2024/12	4,485,798	2023/12	3,510,037	2022/12	1,635,779	2021/12	793,411
2025/11	1,698,309	2024/11	4,395,155	2023/11	2,912,288	2022/11	1,764,891	2021/11	847,924
2025/10	1,666,156	2024/10	4,192,677	2023/10	2,837,433	2022/10	1,230,104	2021/10	841,759
2025/09	1,674,283	2024/09	5,301,492	2023/09	2,902,891	2022/09	1,464,348	2021/09	904,978
2025/08	2,349,049	2024/08	4,669,028	2023/08	2,465,370	2022/08	1,166,107	2021/08	840,549
2025/07	2,637,889	2024/07	4,878,490	2023/07	2,255,324	2022/07	950,674	2021/07	812,533
2025/06	3,095,838	2024/06	5,236,371	2023/06	2,609,723	2022/06	1,056,510	2021/06	797,577
2025/05	2,907,751	2024/05	4,373,434	2023/05	2,722,334	2022/05	1,006,161	2021/05	920,126
2025/04	3,150,721	2024/04	4,013,784	2023/04	2,607,936	2022/04	913,462	2021/04	1,008,533

PE ratio



Date	PE ratio	Date	PE ratio	Date	PE ratio
4/29	58.15	4/15	46.61	3/30	39.93
4/28	58.08	4/14	46.46	3/27	44.14
4/27	60.40	4/13	44.87	3/26	44.50
4/24	61.20	4/10	43.92	3/25	45.74
4/23	57.79	4/9	42.04	3/24	45.16
4/22	59.02	4/8	41.53	3/23	46.32
4/21	57.86	4/7	39.28	3/20	49.01
4/20	52.64	4/2	39.28	3/19	46.75
4/17	51.04	4/1	39.64	3/18	47.92
4/16	50.46	3/31	36.08	3/17	46.32

## Announcements

(Please refer to [mops](#) for the most updated information)

Subject	Date
▶ Announcement of procurement of machinery and equipment for business use	2026/04/23 16:12:36
▶ Alchip is invited to attend BofA Securities 2026 Asia Tech conference	2026/03/09 10:36:52
▶ Alchip is invited to attend UBS 1Q26 APAC Tech Tour	2026/03/09 10:36:26
▶ The board of directors resolves to issue new common shares through private placement	2026/03/06 16:28:55
▶ The Board resolved to issue new common shares by cash capital increase for sponsoring GDR issuance	2026/03/06 16:29:21

## Corporate Action

Year	Shareholders' meeting date	Period	Cash dividends	Stock dividends
2025	2026/05/26	2025	34.41000	0.00000
2024	2025/05/29	2024	40.05000	0.00000
2023	2024/05/30	2023	23.22000	0.00000
2022	2023/06/09	2022	12.86000	0.00000
2021	2022/06/10	2021	10.59000	0.00000