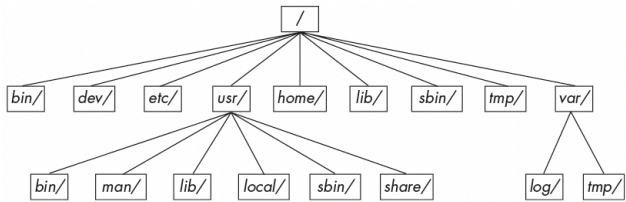
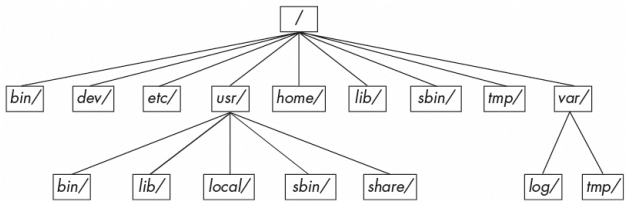
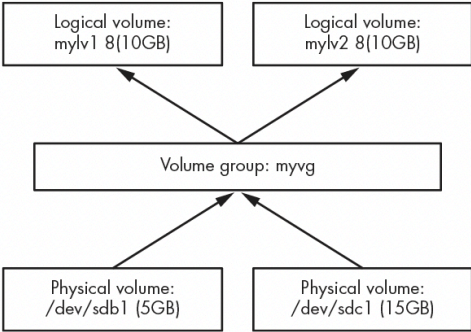
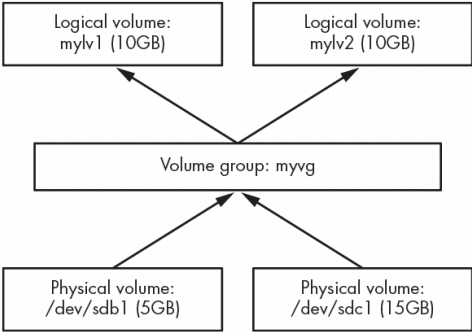


How Linux Works, 3rd Edition

What Every Superuser Should Know

by Brian Ward

Errata updated to print 7

Page	Error	Correction	Print corrected
38	For example, if you accidentally reverse the order of the arguments (<code>ln -s linkname target</code>), you're in for some fun if <i>linkname</i> is a directory that already exists. If this is the case (and it quite often is), <code>ln</code> creates a link named <i>target</i> inside <i>linkname</i> , and the link will point to itself unless <i>linkname</i> is a full path.	For example, if you accidentally reverse the order of the arguments (<code>ln -s linkname target</code>), you're in for some fun if <i>target</i> is a directory that already exists. If this is the case (and it quite often is), <code>ln</code> creates a link named <i>linkname</i> inside <i>target</i> , and the link will point to itself unless <i>linkname</i> is a full path.	Print 3
42	 <p>Figure 2-2: Linux directory hierarchy</p>	 <p>Figure 2-2: Linux directory hierarchy</p>	Print 3
44	Deletion	man Contains manual pages.	Print 3
98	Act LV 1	Act PV 1	Print 4
102	 <p>Figure 4-5: Constructing a logical volume system</p>	 <p>Figure 4-5: Constructing a logical volume system</p>	Print 3

Page	Error	Correction	Print corrected
103	<pre># vgs VG #PV #LV #SN Attr VSize VFree my-vg 2 0 0 wz--n- <20.16g <20.16g</pre>	<pre># vgs VG #PV #LV #SN Attr VSize VFree myvg 2 0 0 wz--n- <20.16g <20.16g</pre>	Print 2
147	There's also no telling how many subprocesses the server can spawn.	There's also no telling how many subprocesses the service can spawn.	Print 4
162–163	<p>7. The system writes all buffered data out to the filesystem with the sync program.</p> <p>8. The final step is to tell the kernel to reboot or stop with the <code>reboot(2)</code> system call. This can be done by <code>init</code> or an auxiliary program, such as <code>reboot</code>, <code>halt</code>, or <code>poweroff</code>.</p>	<p>6. The system remounts the root filesystem read-only.</p> <p>7. The final step is to tell the kernel to reboot or stop with the <code>reboot(2)</code> system call. This can be done by <code>init</code> or an auxiliary program, such as <code>reboot</code>, <code>halt</code>, or <code>poweroff</code>.</p>	Print 2
200	It shows the current system status as well as the fields a <code>ps</code> listing shows, and it updates every second .	It shows the current system status as well as the fields a <code>ps</code> listing shows, and it updates every three seconds .	Print 3
221	An exception to these rules is the root cgroup found at the bottom of the hierarchy.	An exception to these rules is the root cgroup found at the base path of the hierarchy.	Print 2
231	An IPv6 address has 128 bits— 32 bytes, arranged in eight sets of 4 bytes.	An IPv6 address has 128 bits— 16 bytes, arranged in eight sets of 2 bytes.	Print 3
265	RARP transforms a MAC address back to a hostname or IP address .	RARP transforms a MAC address back to an IP address .	Print 3
267	<p>NOTE</p> <p>The network interface must be up for this command to work (if it's not, run <code>ifconfig wlp1s0 up</code>), but because this is still in the physical layer, you don't need to configure any network layer parameters, such as an IP address.</p>	<p>NOTE</p> <p>The network interface must be up for this command to work (if it's not, run <code>ip link set wlp1s0 up</code>), but because this is still in the physical layer, you don't need to configure any network layer parameters, such as an IP address.</p>	Print 3
299	<pre>if [\$1 = "hi"]; then echo 'The first argument was "hi"'</pre>	<pre>if [\$1 = hi]; then echo 'The first argument was "hi"'</pre>	Print 3
323	For the purpose of sharing files between Linux machines or accessing files from a Network Area Storage (NAS) device, we'll wrap up by talking about using SSHFS and the Network File System (NFS) as a client.	For the purpose of sharing files between Linux machines or accessing files from a Network Attached Storage (NAS) device, we'll wrap up by talking about using SSHFS and the Network File System (NFS) as a client.	Print 3
342	However, if you want to define different actions for login and non-login shells, you can add the following test to your <code>.bashrc</code> , which checks the shell's <code>\$-</code> variable for an <code>i</code> character:	However, if you want to define different actions for interactive and non-interactive shells, you can add the following test to your <code>.bashrc</code> , which checks the shell's <code>\$-</code> variable for an <code>i</code> character:	Print 3
369	The final line of output shows the actual location of <code>ld.so</code> : <code>/lib/ld-linux.so.2</code> .	The final line of output shows the actual location of <code>ld.so</code> : <code>/lib64/ld-linux-x86-64.so.2</code> .	Print 3

Page	Error	Correction	Print corrected
417	<code>test-env/bin/activate</code>	<code>test-venv/bin/activate</code>	Print 3