

深度学习培训中心

查找培训

在线自主培训

讲师指导的培训班

教师免费资源

企业解决方案

认证

更多资源

订阅

在线自主培训

所有课程

免费课程

批量购买

为何选择 DLI

合作伙伴

更多资源

在线自主培训

时下热门课程，边学边练，自由掌握学习进度

领取免费课程

[查看课程领取说明](#)



注册流程图文说明

注册成为 NVIDIA 开发者用户，可以免费领取任意一门价值 **30 或 90 美元** 的 DLI 自学课程

[点此领取免费课程>>>](#)

第一步 获取免费课程

第一步 注册以获取免费课程

1. 使用 Chrome 或 Firefox 浏览器，关闭电脑管家类软件，关闭 VPN
2. 点击 [“领取免费课程”](#)，或复制访问 <https://profile.api.courses.nvidia.com/prod/2/dp-enroll-benefit-v1/intent>



NVIDIA 产品 解决方案 行业 驱动 支持

深度学习培训中心 查找培训 在线自主培训 讲师指导的培训班 认证 教师免费资源 企业解决方案 更多资源 订阅

NVIDIA 深度学习培训中心 (DLI)

获得 AI 时代快速成功的技能

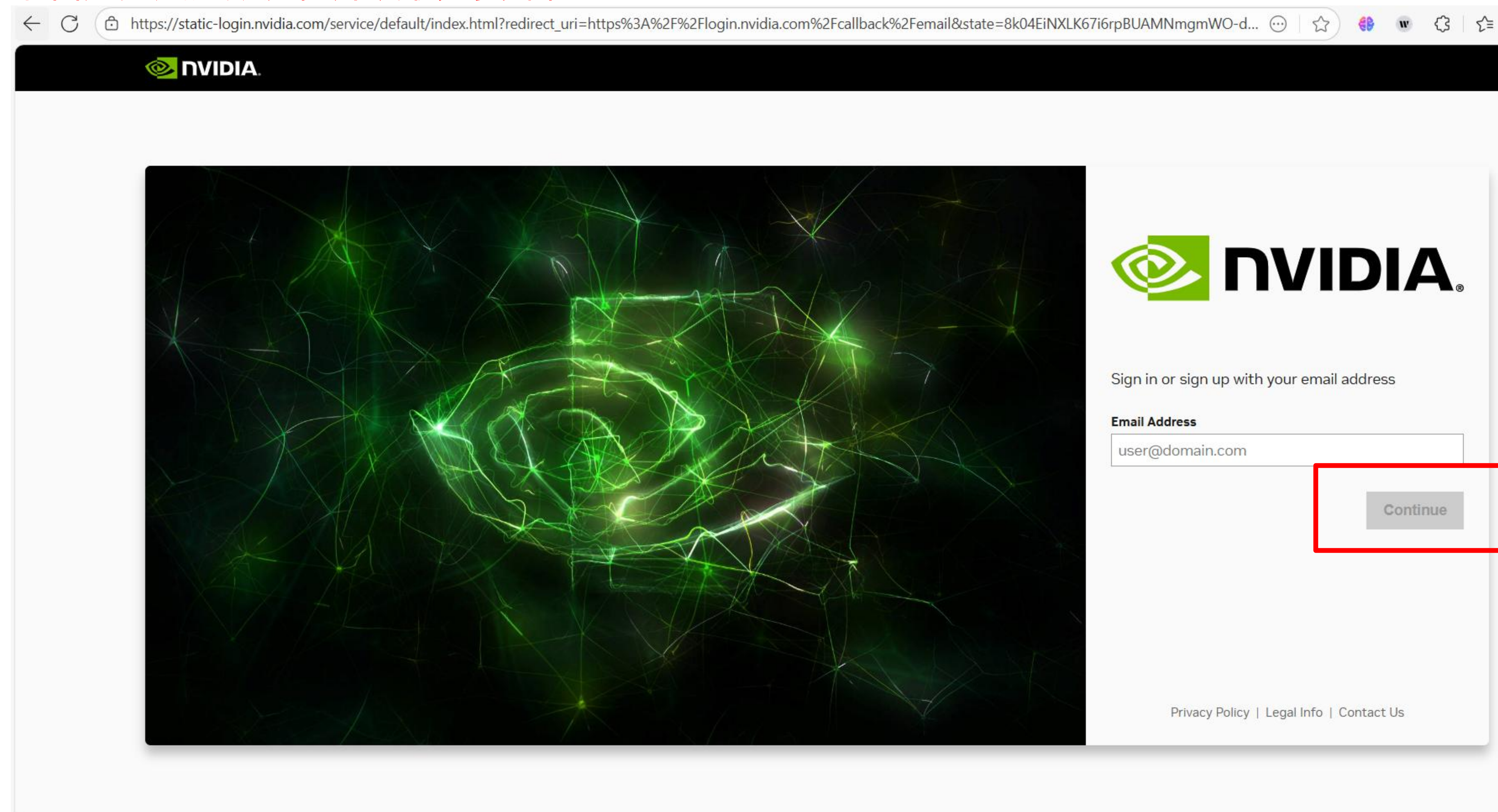
[领取免费课程](#)

[查看课程领取说明](#)

第一步 注册以获取免费课程

- 3. 请输入您的邮箱，点击 **继续**


如您未曾注册，请首先完成注册流程并获取免费课程。



The screenshot shows a web browser window with the URL https://static-login.nvidia.com/service/default/index.html?redirect_uri=https%3A%2F%2Flogin.nvidia.com%2Fcallback%2Femail&state=8k04EiNXLK67i6rpBUAMNmgnWO-d.... The page features the NVIDIA logo at the top left. The main content area is split into two sections: a large image on the left showing a glowing green neural network structure, and a white form on the right. The form contains the NVIDIA logo, the text "Sign in or sign up with your email address", an "Email Address" label, an input field with the placeholder "user@domain.com", and a "Continue" button. The "Continue" button is highlighted with a red rectangular box. At the bottom of the form, there are links for "Privacy Policy", "Legal Info", and "Contact Us".

第一步 注册以获取免费课程

请注意：如果您已领取过福利课程，登录后即显示无法领取课程的页面。

 **NVIDIA DEVELOPER** DEEP LEARNING INSTITUTE REGISTERED DEVELOPER

SORRY, WE CAN'T FULFILL YOUR REQUEST.

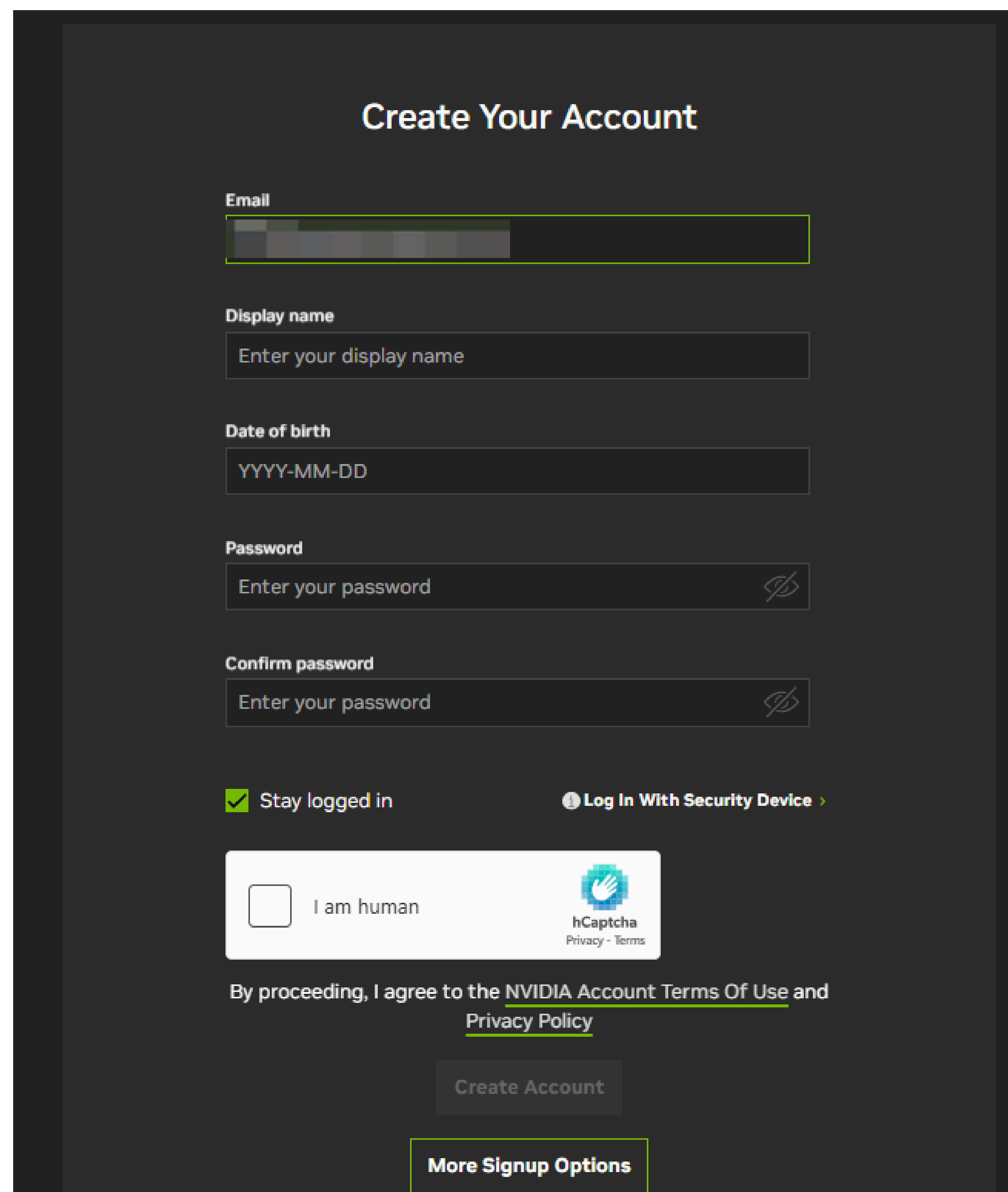
This could be because you have already claimed a free training course from us.

You will be automatically redirected, or [you can redirect immediately](#).

If you think we made a mistake, please [contact us](#).

第一步 注册以获取免费课程

- 4. 填写注册信息
- 5. 阅读隐私政策授权条款
- 6. 点击 **Create Account**



The screenshot shows the 'Create Your Account' form on a dark background. The form includes the following fields and options:

- Email:** A text input field with a blurred placeholder.
- Display name:** A text input field with the placeholder 'Enter your display name'.
- Date of birth:** A text input field with the placeholder 'YYYY-MM-DD'.
- Password:** A text input field with the placeholder 'Enter your password' and a visibility toggle icon.
- Confirm password:** A text input field with the placeholder 'Enter your password' and a visibility toggle icon.
- Stay logged in**
- Log In With Security Device**
- I am human** (hCaptcha)
- By proceeding, I agree to the [NVIDIA Account Terms Of Use and Privacy Policy](#)
- Create Account** button
- More Signup Options** button

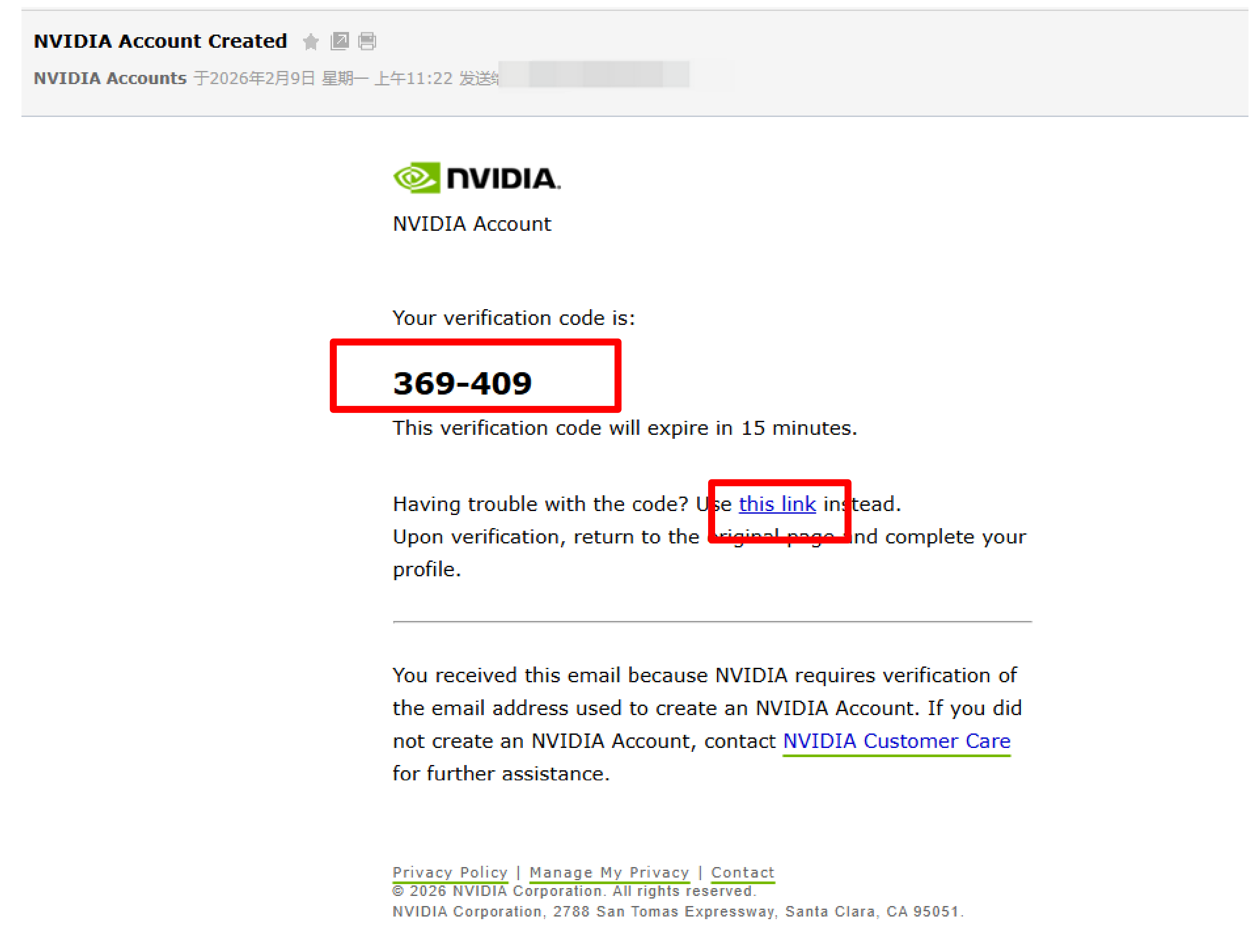
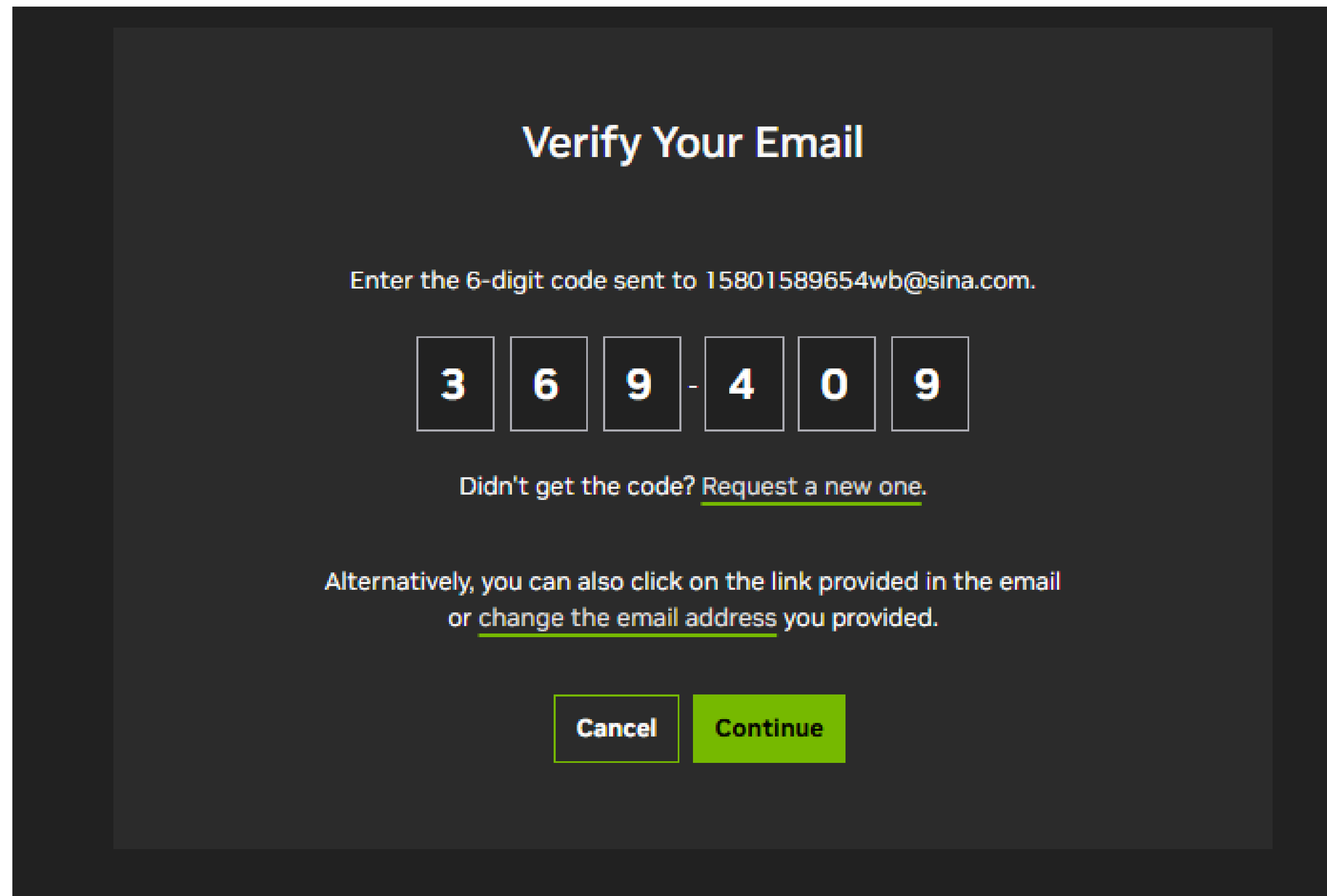
用户名请用**字母和数字组合**，请勿包含空格、中文字和符号写注册信息

仅限 **18 岁以上**人士注册

第一步 注册以获取免费课程

- 7. 在您的邮箱中，找到验证邮件，输入 6 位验证码，或点击 [this link](#)，确认注册。如未收到确认邮件，请检查垃圾邮件箱。

邮件标题: [NVIDIA Account Created](#)
发件人: [NVIDIA Accounts <account@nvidia.com>](#)



第一步 注册以获取免费课程

- 8. 页面自动跳转，按需点击勾选，点击 **Submit**

Almost done!

Please confirm the information below to complete the registration

Recommendation Settings

Yes, recommend content that I might enjoy based on how I engage with NVIDIA's websites, software, and events.

Be the first to learn about new SDKs, developer tools and training

Send me the latest developer news, announcements, and more from NVIDIA. I can unsubscribe at any time.

We promise to protect your privacy. You can change your settings anytime at privacy.nvidia.com

Submit

第一步 注册以获取免费课程

- 9. 补充信息，阅读 NVIDIA 培训服务条款，完成后点击 **Submit**

* 为必填项

组织名称若下拉菜单中未出现，点击Create XXX

Location 选择 China

The screenshot shows the 'Edit Your Profile' form on the NVIDIA website. The form includes the following fields and options:

- First Name***: Text input with 'Scarlettwb'.
- Last Name***: Text input with 'Scarlettwb'.
- Job Role***: Dropdown menu with 'Artist / Designer' selected.
- Organization / University Name***: Dropdown menu with 'Test Account' selected. A 'Create "Test Account"' button is visible below the dropdown.
- Organization URL**: Text input field.
- Industry***: Dropdown menu with 'Select One' selected.
- Location***: Dropdown menu with 'China' selected.
- Development Areas of Interest***: A grid of checkboxes for various AI and computing topics. The 'AR / VR' checkbox is checked.
- Agreements**: A checkbox labeled 'Please review and accept the following agreements.' is checked. Below it are two links: '1. NEW: NVIDIA Training Terms and Conditions' and '2. NEW: NVIDIA Technology Access Terms of Use'.
- Submit**: A green button at the bottom right of the form.

第一步 注册以获取免费课程

- 10. 页面自动跳转选课界面，右上角切换语言版本，点击继续或 Continue。

选择可以免费学习的 DLI 课程

Thank you for your participation in the NVIDIA Developer Program. Please select your free DLI course below. Simplified Chinese

使用 CUDA 加速 Python 应用

深度学习新手入门

图神经网络入门

基于 Transformer 的自然语言处理入门

生成式 AI —— 扩散模型基础

构建实时视频 AI 应用

No Thanks

使用 CUDA 加速 Python 应用

会 Python 就能利用 GPU 提升 Python 应用程序性能

🕒 课程时长 08:00

[继续 >](#)

SELECT YOUR FREE COURSE.

Thank you for your participation in the NVIDIA Developer Program. Please select your free DLI course below. English

GPU Acceleration with the C++ Standard Library

Fundamentals of Accelerated Computing with CUDA Python

Exploring Adversarial Machine Learning

Getting Started with Deep Learning

Introduction to Graph Neural Networks

Introduction to Transformer-Based Natural Language Processing

Generative AI with Diffusion Models

Building Real-Time Video AI Applications

No Thanks

GPU Acceleration with the C++ Standard Library

Learn to write simple, portable, parallel-first applications using only standard C++ language features that can be compiled without modification to take advantage of NVIDIA GPU-accelerated environments.

📄 Certificate Available

🕒 Duration: 08:00

[Continue >](#)

第一步 注册以获取免费课程

- 11. 页面自动跳转 DLI 学习平台，点击 Accept All

The screenshot displays the NVIDIA Deep Learning Institute (DLI) learning platform interface. The browser address bar shows the URL <https://learn.nvidia.com/my-learning>. The page features a dark header with the NVIDIA logo and navigation links for Products, Solutions, Industries, and For You. Below the header, the DLI logo is prominent, followed by a navigation menu including Find Training, Self Paced Courses, Instructor-Led Workshops, Educator Programs, Enterprise Solutions, Certification, and Resources. A search bar is located below the navigation menu. A central white dialog box with a green border contains a cookie consent message and three buttons: 'Manage Settings', 'Reject Optional', and 'Accept All'. The 'Accept All' button is highlighted with a green border. Below the dialog box, the page content is divided into three main sections: 'Monthly Activity', 'Skills', and 'Certificates'. The 'Monthly Activity' section includes a table with the following data:

Monthly Activity	
Skill Points	
Time Spent	
Courses in Progress	1
Courses Completed	0
Watched Videos	
Assessments	

The 'Skills' section is currently empty. The 'Certificates' section displays a graduation cap icon, the text 'No Certificates', and the message 'You don't have any certificates yet.'

第一步 注册以获取免费课程

- 12. 右上角账号登录状态下，已选课程出现在“Courses in Progress”中，点击课程开始学习。

The screenshot displays the user dashboard for the NVIDIA Deep Learning Institute. At the top, there is a navigation bar with the NVIDIA logo and links for Products, Solutions, Industries, and For You. Below this is a search bar and a section for user activity. The 'Courses in Progress' section is highlighted with a red box and contains one course titled '深度学习新手入门' (Deep Learning Beginner's Guide) with a progress indicator showing 0% completed. Other sections include 'Monthly Activity' with metrics for Skill Points, Time Spent, Courses in Progress (1), Courses Completed (0), Watched Videos, and Assessments. The 'Certificates' section shows 'No Certificates' and 'You don't have any certificates yet.' The 'Completed Courses' section at the bottom shows 'No Courses' and 'You have not completed in any courses yet.' with a 'Catalog' button.

第二步 学习免费获得的 NVIDIA DLI 课程

第二步 学习免费获得的 NVIDIA DLI 课程

学习 DLI 课程，
请先确认电脑和网络

1. 使用 Chrome 或者 Firefox 新版浏览器
2. 关掉电脑管家类软件及 360
3. 关掉企业内网 VPN
4. 点击

<http://websocketstest.courses.nvidia.com>

自动测试，确认 Websockets Test 结果都为
Success，如右图

NVIDIA DLI Network Compatibility Test

Websockets Test

This test determines whether your current browser and network configuration support DLI course content.

Test Status

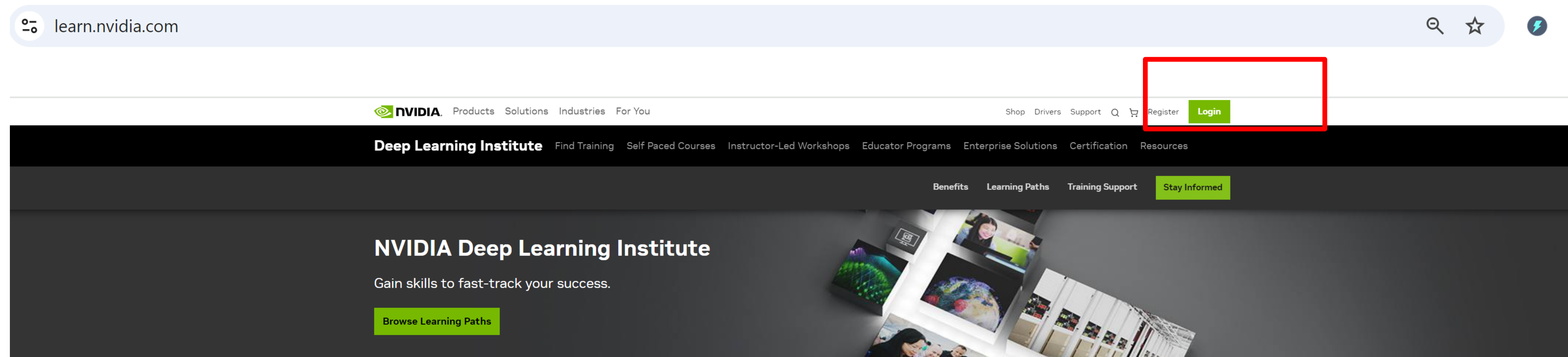
✓ Success. This browser and network support WebSocket messaging, as required for DLI courses.

Test Steps

1. ✓ Connect WebSocket
2. ✓ Send test messages
3. ✓ Receive test messages Disconnecting after 60 successful messages.

第二步 学习免费获得的 NVIDIA DLI 课程

- 1. 打开 <https://learn.nvidia.com/join> 点击 Login, 输入邮箱登录。
如遇无法登录, 请点击 <https://learn.nvidia.com/logout>



NVIDIA Deep Learning Institute

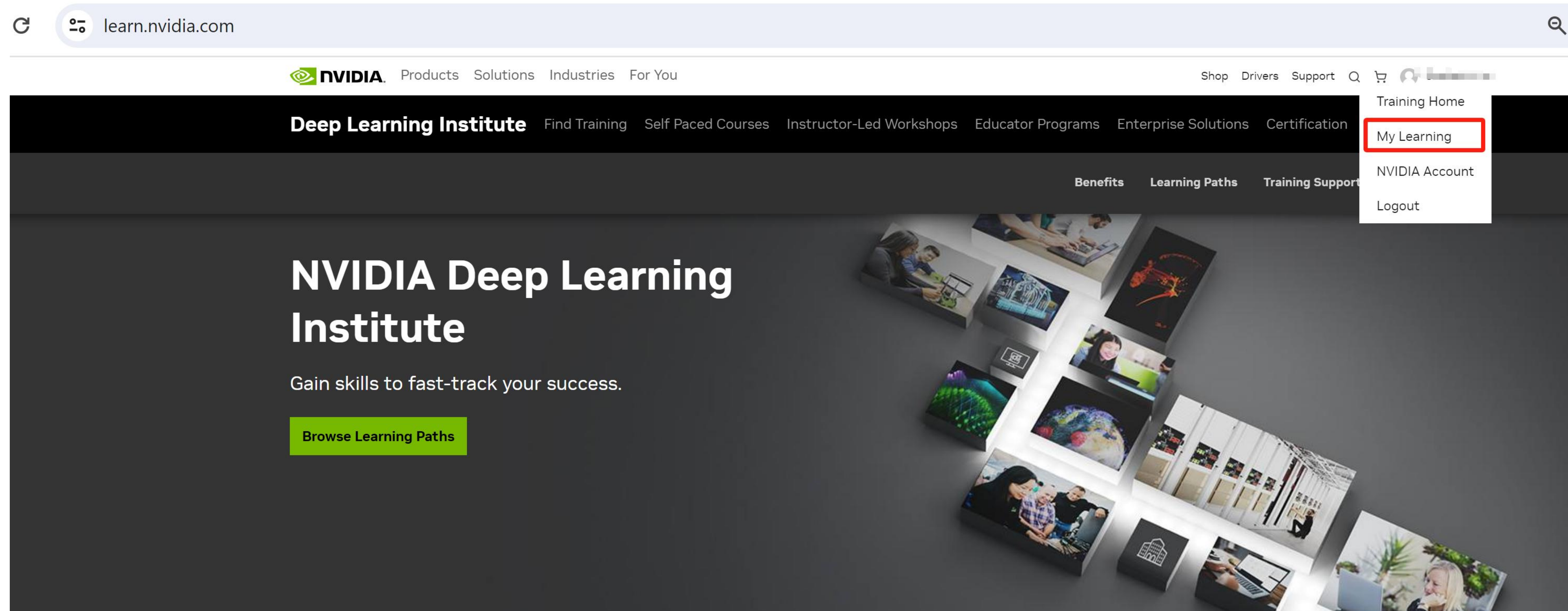
Education and training solutions to solve the world's greatest challenges.

The NVIDIA Deep Learning Institute (DLI) offers resources for diverse learning needs —from learning materials to self-paced and live training to educator programs. Individuals, teams, organizations, educators, and students can now find everything they need to advance their knowledge in AI, accelerated computing, accelerated data science, graphics and simulation, and more.

See What's New from DLI

Self-paced Synthetic Data Generation for Training Computer Vision Models \$30 03:00	Self-paced Build Beautiful, Custom UI for 3D Tools on NVIDIA Omniverse Free 02:00	Self-paced GPU Acceleration with the C++ Standard Library \$30 02:00
--	--	--

- 2. 点击右上角“姓名”账户，选择下拉菜单中的“My Learning”



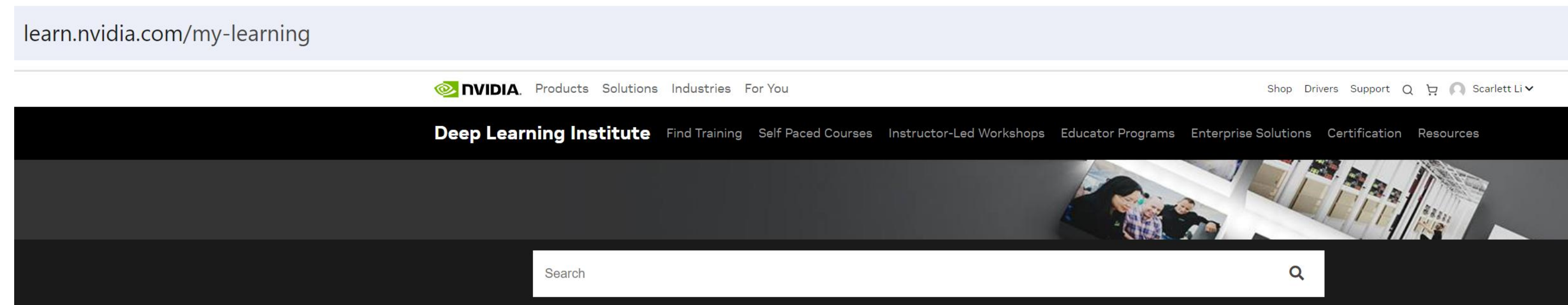
NVIDIA Deep Learning Institute

Education and training solutions to solve the world's greatest challenges.

The NVIDIA Deep Learning Institute (DLI) offers resources for diverse learning needs —from learning materials to self-paced and live training to educator programs. Individuals, teams, organizations, educators, and students can now find everything they need to advance their knowledge in AI, accelerated computing, accelerated data science, graphics and simulation, and more.

第二步 学习免费获得的 NVIDIA DLI 课程

- 3. 已选课程已加载在 Courses in Progress 中，点击课程开始学习



Monthly Activity	
Skill Points	0
Time Spent	00:00
Courses in Progress	1
Courses Completed	0
Watched Videos	0
Assessments	0

Skills

No Skills
You don't have any skills yet.

Certificates

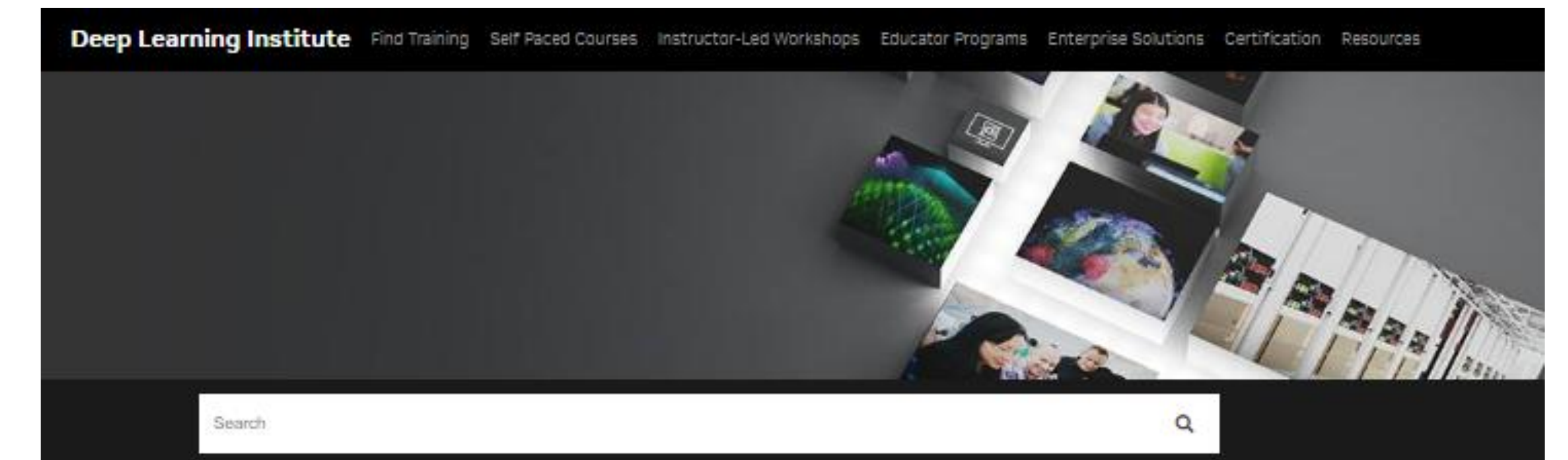
No Certificates
You don't have any certificates yet.

Courses in Progress

Self-paced
使用 Isaac Sim 实现机器人仿真入门

0% Completed
04:00

Completed Courses



Monthly Activity	
Skill Points	0
Time Spent	00:00
Courses in Progress	46
Courses Completed	0
Watched Videos	0
Assessments	0

Skills

No Skills
You don't have any skills yet.

Certificates

深度学习基础——理论与实践入门
构建基于 Transformer 的自然语言处理应用

Courses in Progress

学习中的课程

View more < >

深度学习——自动驾驶汽车的感知系统 - Access Ends 4/27/2022

深度学习基础——计算机视觉

Instructor-Led
深度学习基础——理论与实践入门
08:00

Introduction to AI in the Data Center

Image Segmentation with TensorFlow

Completed Courses

已经学习完成的课程

No Courses

You have not completed in any courses yet.

Catalog

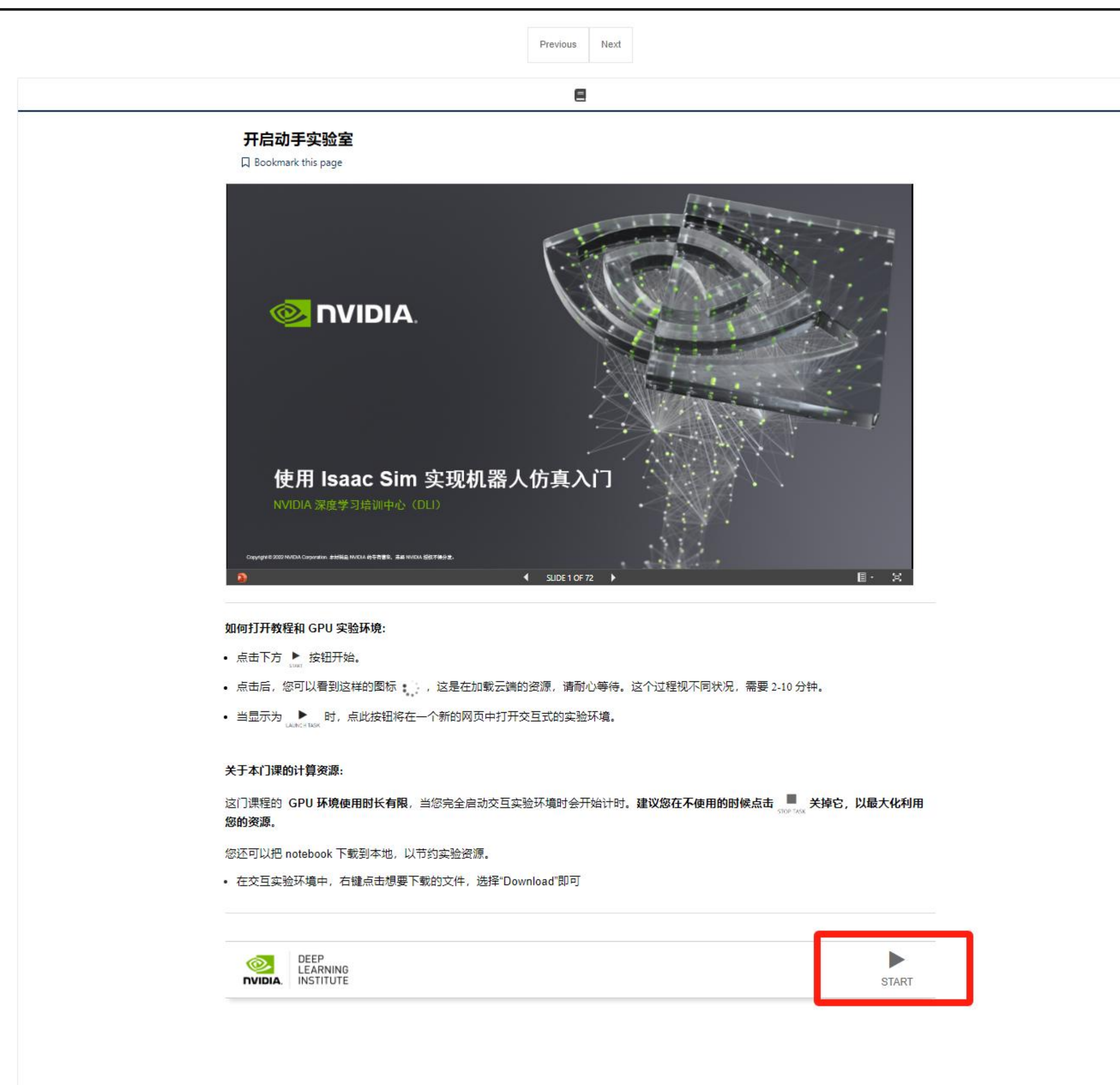
第二步 学习免费获得的 NVIDIA DLI 课程

- 4. 进入课件，点击 “Next” 进入下一页。

The screenshot shows the NVIDIA Deep Learning Institute (DLI) course interface. At the top, the navigation bar includes 'Deep Learning Institute' and links for 'Find Training', 'Self Paced Courses', 'Instructor-Led Workshops', 'Educator Programs', 'Enterprise Solutions', 'Certification', and 'Resources'. The main header displays the course title '使用 Isaac Sim 实现机器人仿真入门' (Introduction to Robotic Simulations in Isaac Sim). Below the header, a secondary navigation bar contains 'Course', 'Progress', 'Bookmarks', and 'Updates'. On the left side, a sidebar menu lists course components: '使用 Isaac Sim 实现机器人仿真入门' (expanded), '讲解视频 (从这里开始)' (Lecture Video (Start Here)), '动手实验' (Hands-on Lab), and '课程反馈' (Course Feedback). The main content area features a video player with the title 'Introduction 介绍 (“动手实验”中 Notebook 0 视频)' (Introduction (Video for Notebook 0 in the Hands-on Lab)). A 'Next' button is highlighted with a red box, indicating the next step in the course. The video player displays the NVIDIA logo, the text 'DEEP LEARNING INSTITUTE', and the video title 'Introduction to Robotic Simulations in Isaac Sim' by NVIDIA DLI. The video thumbnail shows a 3D simulation of a robotic arm in a virtual environment.

第二步 学习免费获得的 NVIDIA DLI 课程

- 5. 完成第一部分学习，调取在云端配置好的实验环境，点击 START (可重复启动使用)。加载时间需要 2 -10 分钟，请耐心等待。



The screenshot shows a web interface for an NVIDIA DLI course. At the top, there are 'Previous' and 'Next' navigation buttons. Below them is a slide titled '开启动手实验室' (Start Hands-on Lab) with a sub-header '使用 Isaac Sim 实现机器人仿真入门' (Introduction to Robot Simulation with Isaac Sim) and 'NVIDIA 深度学习培训中心 (DLI)'. The slide features the NVIDIA logo and a 3D visualization of a robot arm. Below the slide, there is a section titled '如何打开教程和 GPU 实验环境:' (How to open the tutorial and GPU lab environment:). This section contains three bullet points: '• 点击下方 ▶ 按钮开始。' (Click the ▶ button below to start.), '• 点击后，您可以看到这样的图标 [loading icon]，这是在加载云端的资源，请耐心等待。这个过程视不同状况，需要 2-10 分钟。' (After clicking, you can see this icon, which is for loading cloud resources. Please be patient. This process varies by situation and may take 2-10 minutes.), and '• 当显示为 [play icon] 时，点此按钮将在一个新的网页中打开交互式的实验环境。' (When displayed as this icon, clicking this button will open an interactive lab environment in a new web page.). Below this is a section titled '关于本门课的计算资源:' (About the computing resources for this course:). It states: '这门课程的 GPU 环境使用时长有限，当您完全启动交互实验环境时会开始计时。建议您在不使用的时候点击 [stop icon] 关掉它，以最大化利用您的资源。' (The GPU environment for this course has limited usage time, which starts when you fully launch the interactive lab environment. It is recommended that you click the [stop icon] to turn it off when not in use to maximize resource utilization.). It also mentions: '您还可以把 notebook 下载到本地，以节约实验资源。' (You can also download the notebook to your local machine to save lab resources.). At the bottom of the slide, there is a 'START' button with a play icon, which is highlighted with a red box. The NVIDIA DLI logo is visible in the bottom left corner of the slide.

第二步 学习免费获得的 NVIDIA DLI 课程

- 6. 加载完毕后，点击 LAUNCH 开始学习。

Deep Learning Institute Find Training Self Paced Courses Instructor-Led Workshops Educator Programs Enterprise Solutions Certification Resources

使用 Isaac Sim 实现机器人仿真入门

Course Progress Bookmarks Updates

使用 Isaac Sim 实现机器人仿真入门

讲解视频 (从这里开始)

动手实验

课程反馈

Copyright © 2022 NVIDIA Corporation. 本材料是 NVIDIA 的专有资产。未经 NVIDIA 授权不得转载。

SLIDE 1 OF 72

如何打开教程和 GPU 实验环境:

- 点击下方 按钮开始。
- 点击后，您可以看到这样的图标 ，这是在加载云端的资源，请耐心等待。这个过程视不同状况，需要 2-10 分钟。
- 当显示为 时，点此按钮将在一个新的网页中打开交互式的实验环境。

关于本门课的计算资源:

这门课程的 GPU 环境使用时长有限，当您完全启动交互实验环境时会开始计时。建议您在不使用的时候点击 关掉它，以最大化利用您的资源。

您还可以把 notebook 下载到本地，以节约实验资源。

- 在交互实验环境中，右键点击想要下载的文件，选择“Download”即可

This Lab 0 : 02 : 20 / 4 : 00 : 00

Course 0 : 02 : 20 / 12 : 00 : 00

LAUNCH STOP TASK

DEEP LEARNING INSTITUTE

第二步 学习免费获得的 NVIDIA DLI 课程

- 7. 下载 PPT格式文档

The screenshot shows the NVIDIA Deep Learning Institute website interface. At the top, there is a navigation bar with the following links: **Deep Learning Institute**, Find Training, Self Paced Courses, Instructor-Led Workshops, Educator Programs, Enterprise Solutions, Certification, and Resources. Below the navigation bar, there is a breadcrumb trail: 深度学习基础 — 理论与实践入门 > 从这里开始 > 启动课程.

The main content area contains the following text and instructions:

利用您的资源。

您还可以把 PPT 和 notebook 下载到本地，以节约实验资源。

- 下载 PPT: 点击幻灯片下方的“菜单”，选择“下载副本”即可保存到本地
- 下载 notebook: 在交互实验环境中，右键点击想要下载的文件，选择“Download”即可

At the bottom of the page, there is a logo for NVIDIA and DEEP LEARNING INSTITUTE. To the right of the logo, there are two buttons: "LOADING" with a circular loading icon and "STOP TASK" with a square stop icon.

Below the main content area, there are two preview images of presentation slides. The left slide is titled "深度学习基础知识" (Deep Learning Fundamentals) and is labeled "第 1 部分: 深度学习介绍" (Part 1: Introduction to Deep Learning). The right slide is also titled "深度学习基础知识" and is labeled "第 2 部分: 如何训练神经网络" (Part 2: How to Train a Neural Network). Both slides have a context menu open over them, showing options: "Download a Copy", "Print to PDF", "Embed Information", "Help Improve Office", "Terms of Use", and "Privacy and Cookies". The slide navigation bars at the bottom of these images show "SLIDE 1 OF 41" and "SLIDE 1 OF 54" respectively.

第二步 学习免费获得的 NVIDIA DLI 课程

- 8. 打开 Jupyterlab, 开始学习和实验练习。



The screenshot displays the JupyterLab interface. On the left is a file browser with a search bar and a list of files and folders. The file 'welcome.ipynb' is selected. On the right is a notebook window titled 'welcome.ipynb' with a Python 3 kernel. The notebook content includes the NVIDIA logo, the text 'DEEP LEARNING INSTITUTE', and a welcome message in Chinese.

欢迎学习本课程!

在本课程中, 您将从编程的角度出发, 探索专为实现机器人仿真而打造的 Omniverse 应用 — NVIDIA Isaac Sim。本入门课程将向您介绍 Isaac Sim Core 包, 讲解学习如何与 Isaac Sim 的物理和仿真功能正确交互, 开发有趣而实用的项目。

本课程将详细探讨 NVIDIA Isaac Sim 的脚本编程接口和各种 Omniverse 应用。您可以将其用作通过程序化扩展 (例如 Replicator 和 Isaac Gym) 进行开发的预备课程。期间, 您要与多个虚拟机器人进行交互。在学习最后一个 Notebook 时, 您还要协调 [NVIDIA JetBot](#) 和 [Franka Emika 机器人手臂](#) 之间的物品传递。

目录

- 0. 开始使用**
 - 介绍 Omniverse 和 Isaac Sim。
 - 学习如何打开 Isaac Sim GUI 并向其发送命令。
- 1. Hello World**
 - 介绍 Kit 脚本编程接口、Core API 和场景规范。

第二步 学习免费获得的 NVIDIA DLI 课程

- 9. 通过测试, 在 “Certificates” , 下载培训证书
 1. 登录帐号 > 进入 My Learning > Certificates
 2. 或者, 右上角用户名 > 下拉菜单 > My Learning > Certificates

The screenshot displays the NVIDIA Deep Learning Institute (DLI) user interface. At the top, the navigation bar includes 'Deep Learning Institute' and various menu items like 'Find Training', 'Self Paced Courses', 'Instructor-Led Workshops', 'Educator Programs', 'Enterprise Solutions', 'Certification', and 'Resources'. A search bar is located below the navigation bar.

The main content area is divided into three sections: 'Monthly Activity', 'Skills', and 'Certificates'. The 'Monthly Activity' section shows metrics such as Skill Points (0), Time Spent (00:00), Courses in Progress (46), Courses Completed (0), Watched Videos (0), and Assessments (0). The 'Skills' section displays 'No Skills' with a wrench and screwdriver icon and the text 'You don't have any skills yet.' The 'Certificates' section shows two certificates: '深度学习基础 —— 理论与实践入门' (Deep Learning Fundamentals - Theory and Practice Introduction) and '构建基于 Transformer 的自然语言处理应用' (Building NLP Applications Based on Transformer). A red box highlights the first certificate, and a green arrow points from it to a larger view of the certificate on the right.

The larger view of the certificate is titled 'NVIDIA Certificate of Competency'. It states: 'This certificate is awarded to 姓名 (Name) for demonstrating competence in the completion of Workshop/深度学习基础 —— 理论与实践入门 (Workshop/Deep Learning Fundamentals - Theory and Practice Introduction)'. The certificate is signed by Greg Estes, Vice President, NVIDIA, with a signature and the text 'Issue Date: January 25, 2021'. A red box highlights the 'Download' button at the bottom right of the certificate view.

第二步 学习免费获得的 NVIDIA DLI 课程

- 10. 课后，可以快速复制同款课程环境容器在您的服务器上，以完成您自己的项目

The screenshot displays the NVIDIA Deep Learning Institute website. The top navigation bar includes the NVIDIA logo and links for Products, Solutions, Industries, and For You. A secondary navigation bar lists various course options like Find Training, Self Paced Courses, and Instructor-Led Workshops. The main content area is titled '深度学习新手入门' (Deep Learning Newbie Introduction) and features a sidebar with navigation options: '从这里开始' (Start Here), '下一步' (Next Step), '反馈' (Feedback), and '更多中文课程和认证' (More Chinese Courses and Certifications). The main content area shows a '下一步' (Next Step) section with a 'Bookmark this page' link and a list of resources: '阅读 NVIDIA's Deep Learning Blog' and '观看 NVIDIA AI Playground 上的交互式AI应用演示'. Below this is a '项目和学习' (Projects and Learning) section with a bullet point: '在本课程所使用的DLI基础环境容器中创建项目 (可从NVIDIA GPU云中提取)'. The page also includes 'Previous' and 'Next' navigation buttons at the top right of the content area.

第二步 学习免费获得的 NVIDIA DLI 课程

- 11. 查看 NVIDIA 培训和认证的更多课程和资源

 Products Solutions Industries For You Shop Drivers Support   

Deep Learning Institute Find Training Self Paced Courses Instructor-Led Workshops Educator Programs Enterprise Solutions Certification Resources

深度学习新手入门 更多中文课程和认证 更多中文课程和认证

深度学习新手入门


从这里开始

下一步

反馈

更多中文课程和认证

[Previous](#) [Next](#)



更多中文课程和认证

[Bookmark this page](#)

[NVIDIA 深度学习培训中心 \(DLI\) 中文官网首页](#)

[在线自主培训](#)

[讲师指导的培训班](#)

[教师免费资源](#)

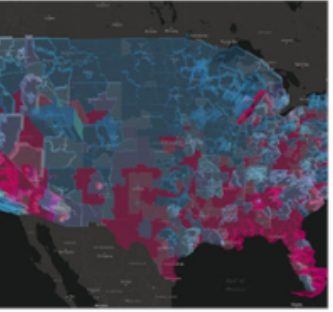


NVIDIA 培训和认证

NVIDIA 深度学习培训中心 (DLI)

生成式 AI、大语言模型、深度学习、加速计算、图形仿真

- 面向全球开发者、研究人员和数据科学家
- 运用前沿技术、端到端的应用开发课程
- 基于最佳实践，聚焦即学即用的实战技能
- 灵活多样的学习模式
- 软硬件完全配置的云端实验用 GPU 环境
- NVIDIA 全球开发者培训证书
- NVIDIA 认证和考试

查看培训课程和认证 nvidia.cn/training/
免费体验课程 nvidia.cn/training/online/

 <p>深度学习系列</p>	 <p>加速计算系列</p>	 <p>加速数据科学系列</p>	 <p>图形与仿真系列</p>
 <p>AI - 生成式 AI</p>	 <p>AI - 大语言模型</p>	 <p>AI - 数字人</p>	 <p>AI - 机器人</p>
 <p>AI - 工业检测</p>	 <p>AI - 视频应用</p>	 <p>AI - 金融反欺诈</p>	 <p>网络加速</p>



NVIDIA 培训和认证

NVIDIA 深度学习培训中心 (DLI)

学习更多培训和了解认证详情：
请访问中文官网: nvidia.cn/training

更多咨询：
请发邮件至 dlichina@nvidia.com
或微信添加 DLICChina